ZERYON FLOORING SYSTEMS

Epoxy Terrazzo Self-Levelling Flooring

Seamless resin–quartz flooring for commercial, industrial and public interiors. Supplied as a complete system: resin, coloured quartz aggregate, primer and topcoat.

SYSTEM CATALOGUE · 2026

ZERYONFLOORING.COM



CONTENTS

What is inside

02

01 **The System** 03
Definition, composition and four-layer build-up

02 **Performance** 05
What the finished floor delivers

03 **Colour Range** 06
Quartz blends, custom matching, samples

04 **Applications** 07
Where the system is specified

05 **Supply & Packing** 08
Components, pack formats, storage

06 **Application Guide** 09
Seven-stage installation sequence

07 **Handling & Documentation** 10
Safety, storage, technical documents

08 **Contact** 11
Enquiries and sample requests

WHO WE ARE

A material supplier, not a contractor

ZERYON supplies epoxy terrazzo flooring systems to applicators, contractors and project owners. Our scope is the material package — epoxy resin, coloured quartz aggregate, primer and topcoat — together with the build-up specification and application guidance. Installation is carried out by specialist terrazzo applicators appointed for each project.

Resin and quartz, built in layers

03

Epoxy terrazzo is a thick-film seamless floor. Graded natural quartz aggregate is blended with epoxy resin and trowel-applied over a primed substrate; the surface is then closed and protected with a topcoat. The aggregate carries the wear, the resin binds it, and the topcoat seals it.

The result is a floor that reads as stone but behaves as a resin system: continuous, repairable, and specified by layer rather than by tile.



Schematic section. Layer thicknesses are exaggerated for legibility and are not to scale.

THICK FILM

Millimetre-scale build

A quartz layer measured in millimetres, not microns. Mass is what gives terrazzo its wear life and its depth of appearance.

SEAMLESS

No joints to fail

Installed as one continuous surface. No grout lines to stain, no tile edges to lift, nothing to catch a pallet wheel.

AGGREGATE

Colour from the mineral

Colour comes from the quartz itself, not from a surface print. It stays visible as the floor wears.

REPAIRABLE

Local repair

Damaged areas can be cut out and re-laid instead of replacing the whole floor.

The system is specified by layer, not by product name: each layer is measured, supplied and applied as part of one build-up. Substitution of a single component changes the performance of the whole floor.

Four-layer build-up

04



#	LAYER	NOMINAL THICKNESS	FUNCTION
01	**Topcoat**	0.3–0.5 mm	Seals the quartz, sets the sheen — matt or gloss — and takes the daily abrasion.
02	**Coloured quartz layer**	3–7 mm	Resin blended with graded quartz. The load-bearing and decorative layer; it determines colour, texture and wear life.
03	**Primer**	0.2–0.3 mm	High-penetration epoxy primer. Closes the substrate pores, anchors the system and prevents blistering and delamination.
04	**Concrete substrate**	≥ C25	Sound, dry, flat concrete or cement screed. Substrate condition governs the whole system — it is surveyed before specification.

Nominal thicknesses describe the supplied system. Final build-up is confirmed against the substrate survey, service load and finish specified for each project. A levelling mortar may be added where the substrate falls outside flatness tolerance.

System drawing available as vector artwork on request.

What the finished floor delivers

05

Six properties drive the specification. Values are project-specific and are confirmed against the technical data sheet for the selected system.

SEAMLESS

Continuous surface

Installed without joints. No grout lines, no tile edges, nothing to lift or stain — and a surface that is easier to clean and to keep hygienic.

WEAR RESISTANT

Aggregate at the surface

Wear is taken by the quartz, not by a thin film. Suitable for forklift traffic, pallet movement and heavy equipment in industrial use.

ANTI-SLIP

Matt micro-texture

The closed matt finish keeps grip in wet conditions better than a polished gloss floor. Slip resistance is verified per project and reported on request.

CHEMICAL RESISTANT

Dense, closed surface

Resists oils, greases and common industrial chemicals. Spills stay on the surface and are removed by routine cleaning instead of soaking in.

REPAIRABLE

Local reinstatement

Damaged areas are cut out and re-laid in matching material. Repair avoids closing a whole floor and avoids the visible patchwork of tile replacement.

FIRE PERFORMANCE

Mineral content

The system is predominantly mineral aggregate. Reaction-to-fire classification for the specified build-up is available on request.

No performance figure is quoted in this catalogue without a corresponding test report for the supplied system. Compressive strength, slip resistance, adhesion, hardness and reaction-to-fire data are issued with the project submittal.

Six blends, and anything between

06



QZ-101
Light Grey



QZ-201
Mid Grey



QZ-301
Ivory



QZ-401
Sand Brown



QZ-501
Ink Black



QZ-601
Terracotta

How the colour is made

Colour comes from the quartz aggregate, not from a pigment film. Grading, mix ratio and the choice of a fine or coarse blend change both the tone and the pattern — a finer blend reads as a soft, even field; a coarser blend exposes individual chips.

Custom blends

Blends can be matched to a reference colour, a brand palette or a stone sample. Border bands, zoning and graphic inlays are produced by changing the blend or the aggregate grade in defined areas — the system stays continuous.

Swatches are indicative and reproduced from digital values. Quartz is a natural mineral: shade, chip size and pattern vary between production batches, and screen rendering differs from the finished floor. Physical samples are issued before a colour is approved.

Where the system is specified

07

The same build-up serves four very different environments. What changes is the load, the cleaning regime and the finish — the quartz layer absorbs all three.



SECTOR 01

Retail & hospitality

Showrooms, flagship stores, restaurants, cafés and hotel lobbies.

- Continuous floor across a whole trading floor
- Colour matched to the interior scheme
- Holds its appearance under high footfall

SECTOR 02

Industrial & food

Food and beverage plants, pharmaceutical suites, electronics and precision manufacturing.

- Dense surface that does not trap dust
- Forklift and pallet traffic
- Resists wash-down chemicals

SECTOR 03

Transport & public

Stations, museums, airports, schools and premium parking decks.

- Very high daily footfall
- Trolley and luggage abrasion
- Quiet underfoot, easy to clean

SECTOR 04

Healthcare

Hospitals, clinics, laboratories and care facilities.

- Seamless, cleanable, no joints
- Withstands repeated disinfection
- Matt finish, low glare

Sector suitability is assessed per project: substrate, drainage, chemical exposure, thermal shock and cleaning agents all influence the specification. No project reference is published without the client's written consent.

What ships, and how

08

COMPONENT	ROLE	PACK
Coloured quartz aggregate	Decorative and wear layer	25 kg paper sacks
Terrazzo resin, A + B	Binder for the quartz layer	Two-component pails
Epoxy primer	Substrate sealing and adhesion	Pails
Topcoat	Sealing, sheen and abrasion resistance	Pails
Levelling mortar	Optional, where the substrate needs correction	Kit

Supplied per project

Quantities are calculated from the measured area and the specified build-up, then issued as one material schedule. Aggregate, resin, primer and topcoat are matched to each other and shipped together.

Bulk and container supply

Sacks and pails are palletised for container shipment. Pallet configuration, mixed pallets and full-container quantities are agreed at order stage.



Pack formats. Pail sizes and pallet configuration are confirmed on the order confirmation.

STORAGE

Keep dry and frost-free, out of direct sunlight, in the original unopened packaging. Pails are stored with lids tight and resin components protected from temperature extremes.

Shelf life, transport classification and storage limits are stated on the product data sheet for each component.

LEAD TIME

Confirmed at order stage against the project programme and the selected blend.

SAMPLE SERVICE

Physical samples of any blend are issued for approval before production quantities are ordered.

Seven stages, in order

Installation is carried out by specialist terrazzo applicators. The sequence below is the one the system is designed around; deviating from it — particularly at the primer and de-airing stages — is the usual cause of failure.

01 — Substrate preparation

Grinding, removal of laitence, crack and defect repair. Flatness and moisture checked before anything is applied.

02 — Primer

High-penetration epoxy primer, rolled evenly to close the pores and anchor the system.

03 — Levelling mortar

Optional stage where the substrate falls outside tolerance: epoxy mortar screeded to level or to fall.

04 — Quartz layer

Resin and graded quartz blended, spread and trowelled to the specified thickness.

05 — De-airing

Spiked roller passes to release entrapped air before the resin gels — this cannot be corrected afterwards.

06 — Curing and trowelling

The resin settles and the surface is trowelled to close it, developing the aggregate texture.

07 — Topcoat

Sealer applied to the cured terrazzo for sheen, abrasion resistance and cleanability.

Ambient and substrate temperature, relative humidity and dew point are checked before each stage. Interval times between stages depend on temperature and film thickness and are given in the system data sheet.

Before, during, after

Site conditions

The substrate must be structurally sound, clean, dry and within flatness tolerance before priming. Ambient and substrate temperature, relative humidity and dew point are checked at the start of every shift and recorded.

Application limits for temperature and humidity are stated on the product data sheet. Work outside those limits is not covered by the material system, whatever the cause of the defect.

Mixing and pot life

Two-component materials are weighed by mass — volumetric estimation is not acceptable. Mix ratio tolerance is stated on the data sheet; exceeding it causes incomplete cure or reduced performance.

Mixed material is used within its pot life. Material that has started to gel is discarded, not thinned.

Health and safety

Uncured epoxy resins are skin sensitisers. Gloves, eye protection and suitable respiratory protection are worn during mixing and application; the work area is ventilated. Skin contact with uncured resin is avoided and washed off promptly.

Cured material is inert and can be removed mechanically. Waste is disposed of in accordance with local regulations.

Documents issued

Technical data sheet	Per component and per system
Safety data sheet	Per component, in the required language
System specification	Build-up, coverage and material schedule
Batch record	Production batch of aggregate and resin supplied

Test reports for the specified system are issued with the project submittal on request.

This catalogue describes the material system. It does not replace the project specification, the product data sheets or the applicator's method statement.

ZERYON

FLOORING SYSTEMS

CONTACT

Samples, blends and project quantities

Send the area, the service environment and the finish you have in mind. We will come back with the build-up, the material schedule and a sample of the blend.

WEB

zeryonflooring.com

TELEPHONE

+86 21 6915 3311

LOCATION

Shanghai, China

© 2026 ZERYON. Specifications subject to change; the issued project specification governs.

